

Level 3 States Handstands In The Sand





Meet Results

Women / 3 / JB-2

Session: 2

Apr 29-30, 2017

Judge's Signatures

Rank	Num	Name	Gym					AA
1	225	Avery Lechleitner	Paramount Gymnast	9.525 1	8.950 8	9.225 1	9.300 3	37.000 1
2	230	Hayden Anderson	Moshannon Valley	9.400 2	9.025 4T	8.950 2	9.000 7T	36.375 2
3	258	Lauren Wilke	Team Lightning	9.125 8T	8.925 9	8.650 4	9.450 1	36.150 3
4	254	Faith Myers	Team Lightning	9.125 8T	8.850 11	8.350 7T	9.400 2	35.725 4
5	247	Sarah Fowler	Team Lightning	8.725 15	9.425 2	8.350 7T	9.100 5	35.600 5
6	221	Caitlin Sevin	Legend Athletics	9.225 5	8.900 10	8.425 6	9.025 6	35.575 6
7	205	Alexandra Horr	All-Star Athletic	9.200 6	8.975 7	8.625 5	8.725 13T	35.525 7
8	251	Emily Martucci	Team Lightning	9.175 7	8.500 14	8.800 3	8.950 9	35.425 8
9	234	Summer Zendek	Moshannon Valley	9.125 8T	9.500 1	7.800 13	8.925 10	35.350 9
10	204	Brooklyn Horr	All-Star Athletic	9.000 13	9.000 6	8.200 10	8.850 11	35.050 10
11	250	Kinslie Larson	Team Lightning	9.300 3	9.025 4T	7.500 16	9.000 7T	34.825 11
12	233	Hannah Robinson	Moshannon Valley	9.250 4	8.725 12	8.350 7T	8.425 16	34.750 12
13	260	Lily Gould	Ultimate Gymnasti	9.050 12	8.600 13	7.750 14T	9.175 4	34.575 13
14	244	Kylie Byerly	Team Lightning	8.600 16	9.075 3	8.050 11	8.725 13T	34.450 14
15	237	Savannah Hammond	Rainbow Riders	9.100 11	8.450 15	7.900 12	8.775 12	34.225 15
16	257	Olivia Wilke	Team Lightning	8.850 14	8.300 16	7.750 14T	8.500 15	33.400 16