





Level 3 States Handstands In The Sand

Meet Results

Women / 3 / SA-2
Session: 2

Apr 29-30, 2017

Judge's Signatures

Rank	Num	Name	Gym					AA
1	261	Julia Myers	Ultimate Gymnasti	9.425 4	9.275 4	9.350 2	9.525 1	37.575 1
2	211	Maura Davies	Butler Hy-Flyers	9.325 5	9.450 1	9.500 1	9.200 2	37.475 2
3	215	Shylee Karenbauer	Butler Hy-Flyers	9.625 1	9.325 2	9.275 3	9.175 3T	37.400 3
4	232	Tayah Rees	Moshannon Valley	9.450 3	9.150 5T	8.900 6	8.825 9	36.325 4
5	202	Alyssa Francis	All-Star Athletic	9.050 11T	9.300 3	8.825 7	9.025 5	36.200 5
6	248	Madalyn Holland	Team Lightning	9.125 8	8.850 7	9.250 4	8.900 7	36.125 6
7	212	Aubrey Erdos	Butler Hy-Flyers	9.500 2	9.150 5T	8.050 16	9.175 3T	35.875 7
8	222	Baily Spell	Legend Athletics	9.050 11T	8.750 9	9.000 5	8.800 10	35.600 8
9	236	Lindsay Cool	Rainbow Riders	9.075 10	8.725 10	8.600 11	8.475 14	34.875 9
10	219	Abigail Lomack	Legend Athletics	9.100 9	8.475 11	8.250 14	8.850 8	34.675 10
11	256	Kaelee Spreng	Team Lightning	8.775 16	8.800 8	8.300 12T	8.600 11T	34.475 11
12	255	Josie Plaster	Team Lightning	8.850 15	8.400 12	8.700 8T	8.225 16	34.175 12
13	208	Mia Vipond	Bellefonte	8.900 14	7.550 16	8.675 10	9.000 6	34.125 13
14	207	Brayson Holderman	Bellefonte	8.925 13	7.850 15	8.700 8T	8.550 13	34.025 14
15	239	Emma Joyal	Rainbow Riders	9.150 7	8.025 13	8.300 12T	8.400 15	33.875 15
16	242	Jaylynn Schmuck	Rainbow Riders	9.200 6	7.900 14	8.150 15	8.600 11T	33.850 16